








ValueLinks Introductory Training Seminar

		<i>Day 1</i>	<i>Comments</i>
<i>Morning</i>	 Market development & poverty: Introducing ValueLinks		<p>After the opening of the seminar, the first presentation introduces value chain promotion as a development approach and provides an overview on the ValueLinks methodology.</p> <p>Working groups on different value chains are formed in line with the interest of participants. The first group work consists in defining and applying criteria for value chain selection.</p>
	Welcome	Introduction into the workshop program and presentation of participants (60')	
	8:30 - 12:30	Presentation "Value chains and development" - ValueLinks modules 0 & 1 (60')	
		Coffee Break (30')	
	Discussion	Formation of working groups (30')	
	Group Work Value chain selection (60')		
Lunch			
<i>After-noon</i>	 Mapping and analysing value chains		<p>Module 2 introduces the methodology of VC mapping and economic analysis of VC's. It presents typical VC maps, discusses best practice in presenting VC maps and explains the concept of value addition.</p> <p>Participants work in the same groups as in the morning elaborating maps for their chosen value chains.</p>
	14:00 - 17:30	Presentation "The toolbox of value chain analysis" - ValueLinks module 2 (90')	
		Coffee Break (30')	
	Group Work Value chain mapping exercise (90')		

<i>Day 2</i>		<i>Comments</i>	
<i>Morning</i>	 Determining an upgrading strategy		Module 3 focuses on strategy development for the upgrading of value chains. Tools and generic strategies are discussed and a case of a value chain upgrading strategy is presented. Participants work in the same groups as the day before elaborating a vision and upgrading strategy for their chosen value chains.
	8:30	Presentation "Business strategies for chain upgrading" - ValueLinks module 3 (90')	
	-	Case The Cocoa value chain in Ecuador as an example of an upgrading strategy (30')	
	12:30	Coffee Break (30')	
		Group Work Vision, strategy and fields of chain upgrading (90')	
Lunch			
<i>After-noon</i>	 Facilitating value chain development		This session deals with principles, roles and activities of facilitating value chain upgrading. The later part of the afternoon is devoted to the preparation of the field trip on the following day. Groups prepare questionnaires to be used during the field trip.
	14:00	Presentation "Facilitating upgrading projects" - ValueLinks module 4 (90')	
	-	Coffee Break (30')	
	17:30	Presentation Introduction into the topic of the excursion (30')	
		Group Work Preparing the excursion (60')	

<i>Day 3</i>		<i>Comments</i>															
<i>Morning</i>	<p>☐ <i>Field Trip</i></p> <p>8:30 - 12:30</p> <p>Visits to selected regional stakeholders in a value chain, such as producers, producer associations, traders and relevant institutions.</p>	<p>The field trip allows participants to experience a real industry and to do some concrete VC assessment work.</p> <p>The aim of the field trip is to apply theory and get a better understanding of the important roles of different value chain actors.</p>															
Lunch																	
<i>After-noon</i>	<p>☐ <i>Role-playing Game Stakeholder meeting in the wine value chain</i></p> <table border="0" style="width: 100%;"> <tr> <td style="width: 15%;">Role-playing Game</td> <td style="width: 60%;">Part I – Introduction and meetings of groups of value chain actors</td> <td style="width: 25%; text-align: right;">(30')</td> </tr> <tr> <td></td> <td>Part II – Facilitated stakeholder workshop</td> <td style="text-align: right;">(30')</td> </tr> <tr> <td>14:00 - 17:30</td> <td>Discussion on the role game</td> <td style="text-align: right;">(30')</td> </tr> <tr> <td></td> <td>Coffee Break</td> <td style="text-align: right;">(30')</td> </tr> <tr> <td></td> <td>Exhibition / Discussion Peer review of group work results of the first two days</td> <td style="text-align: right;">(90')</td> </tr> </table>	Role-playing Game	Part I – Introduction and meetings of groups of value chain actors	(30')		Part II – Facilitated stakeholder workshop	(30')	14:00 - 17:30	Discussion on the role game	(30')		Coffee Break	(30')		Exhibition / Discussion Peer review of group work results of the first two days	(90')	<p>Seminar facilitators introduce a role-playing game on the different points of view of VC stakeholders and the organisation of VC stakeholder meetings, based on the example of the wine value chain.</p> <p>After the role-playing game, there is time for discussion and the joint evaluation of the experience.</p> <p>The group work results of the first two days are presented in an “exhibition” of VC maps and upgrading plans.</p>
Role-playing Game	Part I – Introduction and meetings of groups of value chain actors	(30')															
	Part II – Facilitated stakeholder workshop	(30')															
14:00 - 17:30	Discussion on the role game	(30')															
	Coffee Break	(30')															
	Exhibition / Discussion Peer review of group work results of the first two days	(90')															

		<i>Day 4</i>	<i>Comments</i>
		 Implementing value chain upgrading	<p>The day is dedicated to implementation issues in value chain promotion.</p> <p>The presentation provides an overview on operational choices and is followed by subsequent plenary discussion of modules 5 and 6 based on selected Powerpoint slides.</p> <p>The group work will develop possibilities to promote better business linkage arrangements and/or PPP arrangements in the selected VC's.</p>
<i>Morning</i>	Presentation	"An overview of upgrading solutions" (VL Modules 5-10) (30)	
	Presentation	"Chain promotion focusing on improving business linkages" - VL module 5 (60)	
	8:30	Coffee Break (30)	
	-		
	12:30	Discussion "Chain promotion focusing on Public-Private Partnerships" - VL module 6 (60)	
	Group work	Planning VC upgrading activities on business linkages and/or PPP (60)	
		Lunch	
		 Implementing value chain upgrading – selected issues	<p>The topics taken up in the afternoon cover the principles and practice of service arrangements in value chains, both for financial and non-financial services – as well as the institutional arrangements for regulating business activities, such as standard setting and the formulation of public policies.</p> <p>Participants continue with their group work and finalize selected upgrading solutions in their VC's.</p>
<i>After-noon</i>	Presentation	"Chain promotion focusing on improving services" - VL modules 7 & 8 (60)	
	14:00	Coffee Break (30)	
	-		
	18:00	Discussion "Chain promotion focusing on product norms and standards" - VL module 9 (60)	
	Group work	Finalising an impact-oriented project design (60)	

<i>Day 5</i>		<i>Comments</i>
<i>Morning</i> 8:30 - 12:00	 Monitoring value chain projects	An introduction into module 10 on business environment is followed by the presentation of working group results during the week, which are discussed as practical examples of VC program design. VL Module 11 presents methods for constructing impact models and conducting monitoring.
	Presentation "Chain promotion focusing on business environment" - VL module 10 (30')	
	Discussion Presentation and discussion of group work results (90')	
	Coffee Break (30')	
	Presentation "Monitoring value chain projects" - ValueLinks module 11 (60')	
12:00 - 13:00	Closing session Plenary Review of expectations and conclusions Evaluation of the workshop Delivery of certificates and farewell	The Closing Session reviews participants' expectations and will summarise the workshop conclusions. Participants receive a participation certificate.
13:00	Lunch	
14:00	End of the seminar	